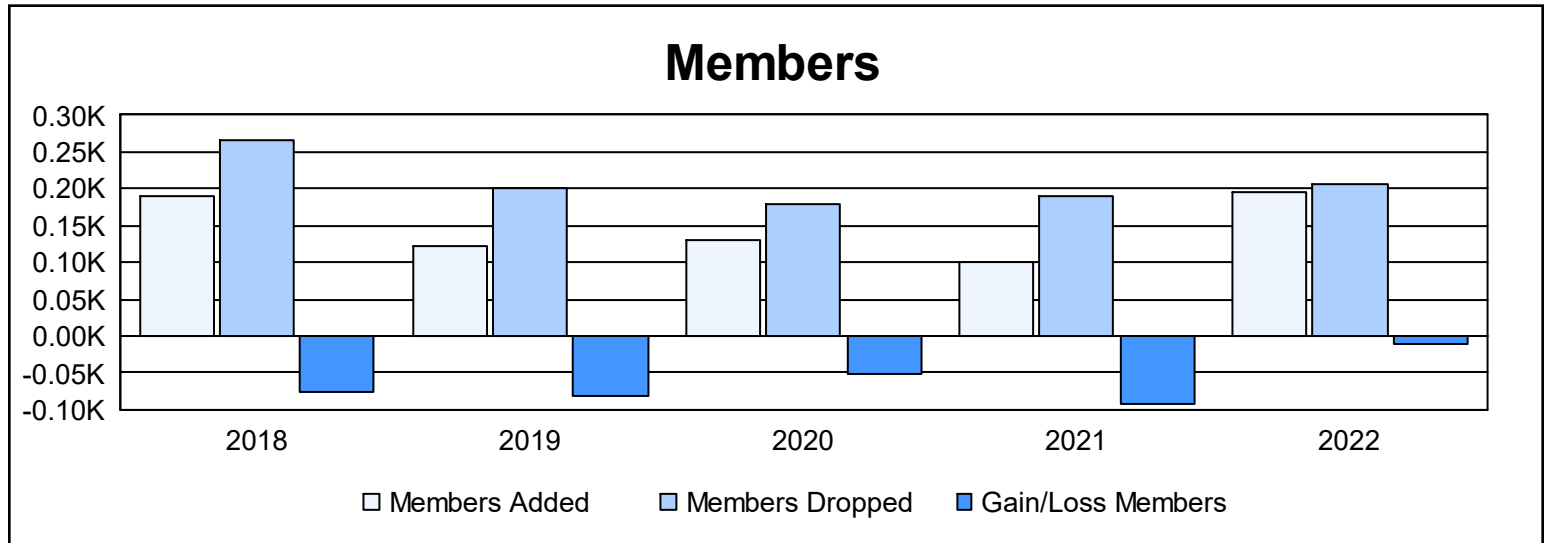
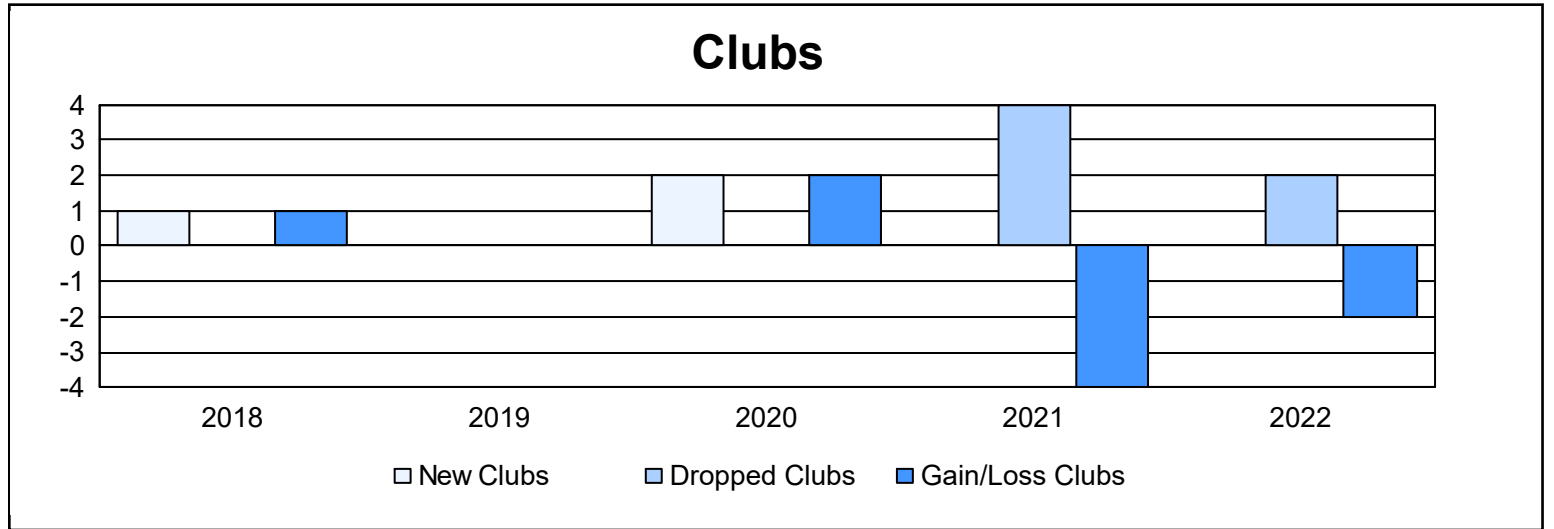
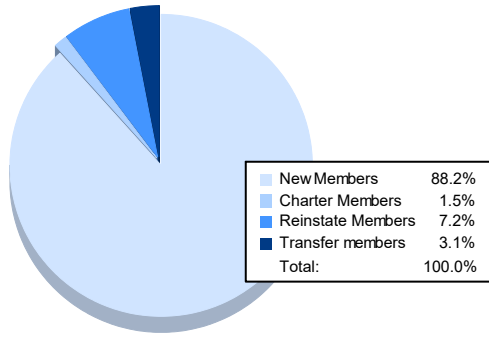


Year	New Clubs	Dropped Clubs	Gain/ Loss Clubs	New Members	Charter Members	Reinstate Members	Transfer Members	Total Member Added	Total Members Dropped	Gain/ Loss Members
2017-2018	1	0	1	149	25	9	7	190	266	-76
2018-2019	0	0	0	111	0	7	3	121	202	-81
2019-2020	2	0	2	61	44	6	18	129	180	-51
2020-2021	0	4	-4	94	0	3	3	100	191	-91
2021-2022	0	2	-2	172	3	14	6	195	206	-11
<b>Average</b>	<b>1</b>	<b>1</b>	<b>-1</b>	<b>117</b>	<b>14</b>	<b>8</b>	<b>7</b>	<b>147</b>	<b>209</b>	<b>-62</b>



### Membership Composition June 2022 Cumulative



### Gender Composition June 2022 Cumulative

